

Graph-theoretic formalization of hybridization in DNA sticker complexes

Robert Brijder · Joris J.M. Gillis · Jan
Van den Bussche

the date of receipt and acceptance should be inserted later

Abstract Sticker complexes are a formal graph-based data model for a restricted class of DNA complexes, motivated by potential applications to databases. This data model allows for a purely declarative definition of hybridization. We introduce the notion of terminating hybridization, which intuitively means that only a finite number of different products can be generated. We characterize this notion in purely graph-theoretic terms. Under a finite alphabet, each product is shown to be of polynomial size. Yet, terminating hybridization can still produce results of exponential size, in that there may be exponentially many different (nonisomorphic) finished products. We indicate a class of complexes where hybridization is guaranteed to be polynomially bounded.

1 Introduction

Since Adleman's experiment [2], DNA Computing has greatly evolved, and many different modes of computation have been invented and investigated [3, 24, 6, 28, 37, 29, 32, 16, 5, 36, 33, 35, 25]. A major goal throughout this evolution has been to achieve autonomy of computation: computation without human or machine mediation, e.g., by self-assembly or strand displacement.

At the same time, DNA Computing has also high potential for database applications [4, 12, 38, 27]. Indeed, the nanoscale and relative indestructibility of single DNA strands are very promising properties for database storage. Moreover, the highly parallel mode of operation that can be achieved in DNA Computing is a nice match with the bulk-processing nature of database computations.

Autonomy of computation is perhaps less crucial for databases, where indeed traditionally a strict line is drawn between the data, and the query or update operations performed on the data [17]. Also, in database theory [1], one expects formal data models defined on the logical level, and declarative definitions of the basic data manipulation operations.

Joris Gillis is a Ph.D. Fellow of the Research Foundation Flanders (FWO).

Hasselt University and transnational University of Limburg

In the present paper, in the context of a formal data model of DNA complexes, we focus on hybridization, one of the cornerstone operations in DNA computing. The data model is that of *sticker complexes*, a graph-theoretically defined formalization of DNA complexes of a limited format. Sticker complexes have been shown in an earlier paper [18] to be adequate for database computations in DNA. Indeed, while it is relatively straightforward to represent relational databases in DNA, a good data model for database computation must also be able to represent all intermediate data structures needed to support database operations. Specifically, it has been shown that sticker complexes are adequate to support a complete simulation of the operations of the relational algebra, which provides a set of core operations in relational databases [17]. The intermediate data structures involved in the simulation of the relational algebra are quite complex as they need to support the creation of circular strands.

The problem addressed in the present paper is to understand the well-definedness and *termination* of the hybridization operation on sticker complexes. Here we are considering hybridization as a database operation, like the Cartesian product (related to the relational join). When we want to construct the Cartesian product $U \times V$ of two sets U and V , with U of size m and V of size n , we need in principle n copies of every element of U , and m copies of every element of V , so that we have enough “material” to construct the $m \times n$ -element set $\{(u, v) \mid u \in U \ \& \ v \in V\}$. When more copies are provided of some elements of U or V , some duplicate pairs can be constructed, but no really new information is generated. When hybridization has this behavior, we say it *terminates*.

The main result of this paper is to provide a purely graph-theoretic characterization of termination of hybridization, which will also imply that termination is decidable for sticker complexes. This result emphasizes the restricted nature of the sticker complex data model, since it is well known that termination is undecidable for Turing-universal computation models [20]. The investigation of computation models that are not computationally complete, and the corresponding search for the right balance between sufficient expressive power and low complexity, is one of the hallmarks of database theory [1].

We also investigate complexity issues related to DNA hybridization. Even when hybridization in a given DNA complex terminates, depending on the structure of the complex, an exponential amount of material may be required to produce the complete result. This problem was already present in Adleman’s solution to the Hamiltonian Path problem [19], and we show it can still occur within the limited context of sticker complexes. Since such exponential behavior is undesirable, and also not needed to support typical database operations, we would like to avoid it.

We will show that the result of hybridization splits up, graph-theoretically, in a number of connected components, and each component is polynomial in size. Hence, the exponentiality is confined to the possible number of distinct components. Furthermore, we identify a broad family of classes of DNA complexes, called *c-bounded complexes*, within which hybridization is guaranteed to require only a polynomial amount of resources.

An extended abstract of this paper, without proofs, was presented at DNA 17 [8].

2 Related work

In one of the first papers on DNA computing, Reif already defined a formal data structure of DNA complexes [26]. Our data structures are simpler in an effort to avoid unrealistic or otherwise complicated and unmanageable secondary structures. (Reif avoids these by invoking an oracle for feasibility.) Our simplification is that single strands are either all-positive or all-negative, and moreover, negative strands have length at most two¹. The short negative strands can be thought of as stickers; thus the name “sticker complexes”. Our previous work showed that the restrictions of sticker complexes do not preclude interesting database computations. An important feature of our model, which is lacking in Reif’s, is the formal distinction between the structural content of a complex, and the complex as used in reactions, with multiples of each connected component present in surplus quantities.

The use of short stickers in DNA computing originates with Roweis et al. [29], where stickers were used to turn bits on or off. We use stickers to bind strands together so that possibly complex secondary structures are formed.

The present work also fits in a recent trend of integrating formal methods (such as process calculi in computational systems biology [9]) with DNA computing [10,23]. Yet the formalisms we use are different from process calculi and comprise mainly set theory, graph theory, and logic-based query languages. The computational power of hybridization in various models of formal languages has been intensively studied, e.g., [24,37].

Last but not least, our formal model of hybridization is strikingly comparable in spirit to the model of Jonoska, McColm and Staninska [21]. That paper introduces the notion of a “pot type”; for the purpose of hybridization, the model of pot types and our model of sticker complexes are roughly equivalent [7]. It was shown that *weak satisfiability* is decidable in polynomial time. Using our own terminology as introduced in Section 4, a complex is weakly satisfiable if it admits at least one “finished” component. In contrast, we show that *termination* is decidable in polynomial time. Termination is a stronger property than weak satisfiability; a terminating complex is weakly satisfiable, but a complex may be weakly satisfiable without terminating. Jonoska et al. also define the notion of *stable* complex, which corresponds to our notion of *maximal matching* as defined in Section 4.

In an earlier paper, Jonoska and McColm considered the problem of given a pot type and a bound b , to decide whether there exists a finished component of size b [22]. They showed that non-deterministic-time complexity classes can be captured in this manner. In comparison, in Section 6 of the present paper, we give complexity results of a very different kind. Specifically, we show that the size of any finished component of a terminating pot type is polynomially bounded. Moreover, for a restricted class of pot types, called c -bounded, we show that also the number of different finished components is polynomially bounded.

¹ Of course, it remains to be seen, either experimentally or by numeric simulation, to what extent all structures that can be described as sticker complexes are realizable in practice.

3 The sticker-complex data model

From the outset we assume a finite alphabet Σ . As customary in formal models of DNA computing [24], each letter represents a *domain*, i.e., a string over the DNA alphabet $\{A, C, G, T\}$. The set of resulting domains must form a set of DNA codewords [13,30,34]. This should always be kept in mind.

The alphabet Σ is matched with its negative version $\bar{\Sigma} = \{\bar{a} \mid a \in \Sigma\}$, disjoint from Σ . Thus there is a bijection between Σ and $\bar{\Sigma}$, which is called *complementarity* and is denoted by overlining; we also set $\bar{\bar{a}} = a$ so the complementarity relation becomes symmetric. Obviously, \bar{a} stands for the Watson-Crick complement of the DNA sequence represented by a . The elements of Σ are called *positive symbols* and the elements of $\bar{\Sigma}$ are called *negative symbols*.

We recall some fundamental definitions from our previous paper [18], suitably simplified according to the focus of the present paper. The simplifications are only for the purpose of presentation, and our results can be adapted to the original data model, which provides facilities for immobilizing and blocking specific pieces of a complex.

The overall structure of a DNA complex is abstracted in the notion of *pre-complex*. Formally, a pre-complex is a 4-tuple (V, L, λ, μ) where

1. V is a finite set of nodes;
2. $L \subseteq V \times V$ is a finite set of directed edges without self-loops (i.e., (v, v) is not in L for all $v \in V$);
3. $\lambda : V \rightarrow \Sigma \cup \bar{\Sigma}$ is a total function labeling the nodes;
4. $\mu \subseteq \{\{v, w\} \mid v, w \in V \text{ and } v \neq w\}$ such that each node occurs in at most one pair in μ (thus μ is what is known as a partial matching). Note that the pairs in μ are unordered.

Let C be a pre-complex as above. A *strand* of C is simply a connected component of the directed graph (V, L) , so ignoring μ . The *length* of a strand is its number of nodes. A *sticker complex* now is a pre-complex satisfying the following restrictions:

1. Each node has at most one incoming and at most one outgoing edge. Thus, each strand has the form of a chain or a cycle.
2. Strands are homogeneously labeled, in the sense that either all nodes are labeled with positive symbols, or all with negative symbols. Naturally, a strand with positive (negative) symbols is called a positive (negative) strand.
3. Every negative strand has length one or two; if it has length two, then it must have a single edge (i.e., it cannot be a 2-cycle). Negative strands are also referred to as “stickers”.
4. Matchings by μ only occur between complementarily labeled nodes: formally, if $\{x, y\} \in \mu$ then $\lambda(y) = \overline{\lambda(x)}$.

In this way, the edges of a sticker complex indicate the sequence order within strands, and the matching μ makes explicit where stickers have annealed to positive strands.

We will also refer to sticker complexes simply as “complexes”.

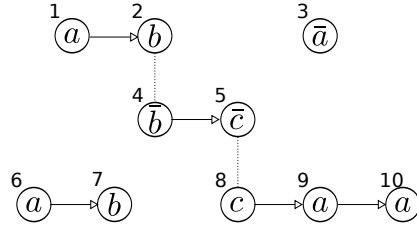


Fig. 1 Example of a sticker complex. The dotted lines denote the matching μ .



Fig. 2 On the left of (i) and (ii), two different complexes; on the right of (i) and (ii), a depiction of their respective plausible realizations in DNA (recall that each node in the complex represents a DNA sequence, depicted here as thick blue lines).

Example 1 A simple example of a complex is depicted in Fig. 1. The alphabet used is $\{a, b, c\}$. The complex consists of ten nodes $1, \dots, 10$, labeled as follows:

$$\begin{array}{l} \text{node } x : 1 \ 2 \ 3 \ 4 \ 5 \ 6 \ 7 \ 8 \ 9 \ 10 \\ \text{label } \lambda(x) : a \ b \ \bar{a} \ \bar{b} \ \bar{c} \ a \ b \ c \ a \ a \end{array}$$

The nodes are organized in five strands: the negative strand \bar{a} of length 1, two copies of the positive strand ab of length 2; the negative strand $\bar{b}\bar{c}$ of length 2; and the positive strand caa of length 3. More formally, we have

$$L = \{(1, 2), (4, 5), (6, 7), (8, 9), (9, 10)\}.$$

The matching μ contains the two unordered pairs $\{2, 4\}$ and $\{5, 8\}$. \square

In graphical depictions of complexes we often omit the identity of the vertices, and represent each vertex by its label (this is done, e.g., on the left-hand side of Fig. 2).

Remark 1 Because stickers are short, there is no need in our model to require that annealed stickers run in complementary ($5'-3'$ vs $3'-5'$) directions with respect to the positive strands they are annealed to. Indeed, for a sticker of length one, the complementarity is already built into the label; stickers of length two can fold so as to run in complementary direction. Fig. 2 gives an illustration. \square

Note that, in a complex, not all nodes that can be matched must be matched: for example, in Fig. 1, the sticker \bar{a} is not annealed, but could anneal to the four different nodes labeled a . Indeed, it is the hybridization operation, defined below, that will perform all possible matchings.

Components and redundancy. We say that two strands s and s' in a complex are *bonded* if there exists some node v in s and some node v' in s' with $\{v, v'\} \in \mu$. When two strands are connected, possibly indirectly, by this bonding relation, we say they belong to the same component. Thus, a *component* of a pre-complex is a substructure formed by a maximal set of strands connected by the bonding relation. Put another way, whereas a *strand* was defined as a connected component ignoring μ , a component is a connected component *not* ignoring μ . Since components are complexes themselves, we will use the same notation to denote them.

Example 2 The complex from Example 1 has three components: one consisting of the single strand \bar{a} , one consisting of the single strand ab , and one formed by the three strands ab , $\bar{b}\bar{c}$ and caa . \square

The intention of our model is that a complex defines the structural content of a test tube. The test tube, however, will in practice hold copies in surplus quantity of each component. Thus, each component of a complex stands for possibly multiple occurrences. We formalize this intention using the notions of subsumption, equivalence, and minimality.

A complex C is said to *subsume* a complex C' if for each component D' of C' , there exists an component D in C that is isomorphic to D' . Two complexes C and C' are said to be *equivalent* if they subsume each other. A component D of a complex C is called *redundant* if some other component of C is isomorphic to D . Note that removing a redundant component from C yields a complex that is still equivalent to C .

Remark 2 Isomorphism of sticker complexes can be decided in polynomial time by depth-first search. Indeed, if C and C' both consist of a single component, v is a node of C , and v' is a node of C' , then there is at most one isomorphism from C to C' mapping v to v' , and this isomorphism can be traced out by depth-first search, following the chain or cycle shape of strands, and the partial matching μ . Depth-first search is in linear time, which yields an isomorphism check for single components in cubic time (try all combinations of v and v'). This algorithm then easily extends to complexes C and C' with multiple components, by matching the components of C to the components of C' . This efficient isomorphism check is in contrast to the problem of general graph isomorphism, which is not known to be decidable in polynomial time. We thus see that sticker complexes form a restricted family of graphs. \square

4 Hybridization

We give a purely declarative definition of hybridization, in a few steps. We define the two auxiliary notions of “hybridization extension” and “redundant variation”. This will allow us to define the fundamental notion of “multiplying hybridization extension (MHE)”. The final results of hybridization are then defined as the “saturated” MHEs; those that consist only of “finished” components.

Let $C = (V, L, \lambda, \mu)$ and $C' = (V', L', \lambda', \mu')$ be two complexes. We call C' a *hybridization extension* of C if $V' = V$, $L' = L$, $\lambda' = \lambda$, and μ' is an extension of μ , i.e., $\mu' \supseteq \mu$. A complex C' is said to have *maximal matching* if the only hybridization extension of C' is C' itself.

Example 3 The complex from Example 1 does not have maximal matching; we can properly extend it by adding the pair $\{3, 9\}$ to μ . Alternatively, instead of 9, we could have taken 1, or 6, or 10. Thus the complex has, apart from itself (which is a trivial hybridization extension), four different (non-equivalent) hybridization extensions. These four extensions all have maximal matching, since 3 is the only negatively labeled node that is not yet matched. \square

Let C and C' again be complexes. We call C' a *redundant variation* of C , simply if C subsumes C' . Note that C' may contain redundant components. Hence, the recipe to produce a redundant variation is simply to take, for every component of C , zero, one, or more copies. The multiplicities are important.

Hybridization is now defined in terms of *multiplying hybridization extensions* (MHEs), which, by applying redundant variations, account for the presence of surplus copies of components participating in the hybridization. Let C and C' again be two complexes. We call C' an MHE of C if C' is a hybridization extension of some redundant variation C'' of C .

The notion of MHEs is invariant under equivalence, both on the input side as on the output side:

Proposition 1 *Let C_1 and C_2 be two equivalent complexes.*

1. *A complex C' is an MHE of C_1 if and only if C' is an MHE of C_2 .*
2. *C_1 is an MHE of a complex C if and only if C_2 is an MHE of C .*

We are not quite finished with the notion of MHE, however. Indeed, an MHE may have “unfinished” components. Formally, we call a component D of an MHE *unfinished* if there exists another MHE in which D occurs bonded within a larger component; otherwise it is called *finished*. An MHE without any unfinished components is called *saturated*.

Example 4 None of the four hybridization extensions of the complex discussed in Example 3 is saturated. Indeed, as long as a component has an unmatched a , that component is unfinished because we can add a copy of the sticker \bar{a} . Specifically, we can finish the large component (consisting of the strands ab , $\bar{b}\bar{c}$, and caa) by matching each unmatched a to a fresh copy of \bar{a} , yielding the finished MHE component shown in Fig. 3 (left). Likewise we can finish the component consisting of the single strand ab by matching the a to a copy of \bar{a} , as shown in Fig. 3 (right). Finishing the component consisting of the single sticker \bar{a} can be done in two ways: by bringing in a copy of the large component, we get the same result as finishing that large component, and by bringing in a copy of the strand ab , we get the same result as finishing that strand. We conclude that there are precisely two distinct finished MHE components. \square

Example 5 A complex may have a large number of different finished MHE components: exponentially many in the size of the complex. For example, consider the complex C_n consisting of the following strands:

- a positive strand $a \dots a$ of length n consisting of n nodes all labeled a ;
- a sticker $\bar{a}\bar{b}$;
- a sticker $\bar{a}\bar{c}$.



Fig. 3 Finished MHE components for the complex shown in Fig. 1.

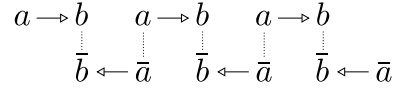


Fig. 4 Illustration for Example 6.

Up to equivalence, there are precisely 2^n finished MHE components for C_n . Each possibility is obtained by annealing, to each node of the positive strand, a copy of either the first or the second sticker. \square

We finally define:

Definition 1 Let C be a complex. The *hybridization of C* equals the disjoint union of all finished MHE components for C .

Termination. A fundamental issue regarding the above definition is that the result of hybridization as defined may be infinite, as shown next.

Example 6 Consider the simple complex consisting of two strands ab and $\bar{b}\bar{a}$ and no matchings. For any number n , using n copies of ab and n copies of $\bar{b}\bar{a}$, we can produce the MHE component shown in Fig. 4 for $n = 3$. This component could also be finished, by matching the remaining a shown on the left with the remaining \bar{a} on the right, effectively creating a ring structure. (As always, in the figure, \bar{a} and \bar{b} are shown as A and B .) Different numbers n yield nonequivalent (non-isomorphic) MHE components, thus the number of potential MHE components is infinite. \square

Mother Nature computes the result of a hybridization by composing MHE's using the available material in the test tube. When, for a given complex C , there are actually infinitely many nonequivalent MHE's, we say that *hybridization does not terminate for C* , or shorter, that *C is nonterminating*; otherwise, we say that *hybridization terminates*, or shorter, that *C is terminating*.

Example 7 So, the complex discussed in the previous example is nonterminating. In contrast, the example complex of Fig. 1 is terminating, as we have seen in Example 4. Also the complexes C_n discussed in Example 5 are terminating. \square

In practice, when we have termination of hybridization, a test tube prepared with sufficient quantities of each component of the complex holds, in principle, sufficient material to produce all molecular species that can be the result of hybridization. If sufficient quantities are present, adding even more material will not yield new results. Of course, in practice, a test tube is always finite and the hybridization reaction will, under normal conditions, always “terminate” (reach equilibrium). But the point is that, when hybridization does not terminate for

a complex, adding ever more material can, in principle, result in ever more new molecular species (MHE components) to be produced. In this sense, the potential result of the hybridization is indeed infinite.

5 Deciding termination

When designing DNA complexes for DNA computing, it is of course highly desirable to recognize easily whether or not a given complex is terminating. Our main result is the following.

Theorem 1 *A complex is terminating if and only if its hybridization graph does not contain an alternating cycle.*

Corollary 1 *Termination of hybridization is decidable in polynomial time.*

We still need to define the relevant terms used in our theorem, i.e., “hybridization graph” and “alternating cycle”. The Corollary will follow since the hybridization graph has the same number of nodes as the given complex, and checking for the presence of an alternating cycle can be done in polynomial time.

The hybridization graph of a complex is an instance of a “partitioned graph”. A *partitioned graph* in general is a triple (V, π, E) where (V, E) is an undirected graph and π is a partition of the node set V . Recall that an undirected graph (V, E) consists of a set V of nodes and a set $E \subseteq \{\{v, w\} \mid v, w \in V \text{ and } v \neq w\}$ of unordered pairs of nodes (undirected edges). Recall that a partition of a set V is a set of nonempty, pairwise disjoint subsets of V , called *blocks*, such that their union equals V .

Now given a complex C , the *hybridization graph for C* is the partitioned graph $H = (V, \pi, E)$ defined as follows:

- V equals the set of nodes of C ;
- π contains, for each component D of C , the set of nodes belonging to D as a block;
- Let $F \subseteq V$ be the set of “free” nodes of C ; a node is called *free* if it is not matched to another node by μ . Then E equals $\{\{v, w\} \mid v, w \in F \text{ and } \lambda(w) = \overline{\lambda(v)}\}$.

Thus, whereas the matching μ in C represents the pairs of nodes that are *already* annealed, the set E contains the pairs of nodes that *may* still be annealed (typically, in an MHE of C)².

Example 8 The hybridization graph for the complex of Fig. 1 is shown in Fig. 5. The blocks are depicted as hyperedges (closed curves enclosing the nodes belonging to the same block). The undirected edges are shown as dashed lines. \square

The notion of alternating cycle can be defined in general in any partitioned graph $G = (V, \pi, E)$. A *path* in G is a sequence of nodes v_1, \dots, v_n such that for each i with $1 \leq i < n$, we have either an

² Note that in our theory only nodes with perfectly complementary labels may anneal. Of course, in practice, node labels would be implemented as DNA codeword domains. With increasing number of codewords, the probability of imperfect hybridizations increases. Indeed, error analysis, and experimental and numerical validation of our model are important topics for future research.

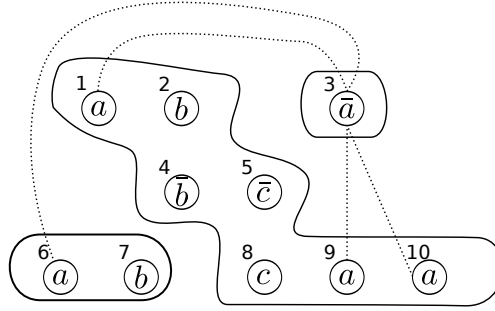


Fig. 5 Example of a hybridization graph.

edge move: $\{v_i, v_{i+1}\} \in E$, or a

block move: $v_i \neq v_{i+1}$ and they belong to a common block.

The path is said to be *alternating* if edge moves happen for each odd i , and block moves happen for each even i (always for $1 \leq i < n$). When the path is alternating, it is said to be an *alternating cycle* when n is odd and at least 3, and $v_n = v_1$.

Example 9 Consider the hybridization graph for the complex of Fig. 1, as shown in Fig. 5. We refer to the node identifiers given in Example 1. Two examples of alternating paths are $p_1 = 3, 9, 1, 3$ and $p_2 = 3, 1, 10, 3, 6, 7$. Note that p_1 is not an alternating cycle; although it satisfies $v_n = v_1$, its length, 4, is not odd. Indeed, this hybridization graph does not admit an alternating cycle, since the only free node with a negative label, \bar{a} , is in a component by itself. \square

Example 10 Consider the complex discussed in Example 6. Its hybridization graph has four nodes partitioned in two blocks. One block, corresponding to the component ab , consists of two nodes 1 and 2 labeled a and b , respectively; the second block, corresponding to the component $\bar{b}\bar{a}$, consists of two nodes 3 and 4 labeled \bar{b} and \bar{a} , respectively. There are two undirected edges, namely, $\{1, 4\}$ and $\{2, 3\}$. This hybridization graph admits an alternating cycle in the form of $1, 4, 3, 2, 1$. \square

The above two examples are in line with Theorem 1. Indeed, the complex of Fig. 1 is terminating, and indeed its hybridization graph does not have an alternating cycle; the complex of Example 6 is nonterminating, and indeed its hybridization graph has an alternating cycle.

5.1 Proof of Theorem 1

The only-if implication of Theorem 1 is relatively easy to prove:

Lemma 1 *If the hybridization graph of C has an alternating cycle, then C is nonterminating.*

Proof From any alternating cycle $p = v_1, \dots, v_n$ we can construct an MHE component C_p as follows. For each even i with $1 \leq i < n$, we have a block move in the path: let D_i be the common component of C to which v_i and v_{i+1} both

belong. Take distinct copies D'_i of all components D_i ; there are $\lfloor n/2 \rfloor$ of them in total. We use D'_0 as a synonym for D'_{n-1} . Then C_p consists of all the copies D'_i , to which we perform the following hybridization extension in two phases. In the first, connection phase, we match, for each edge move $\{v_i, v_{i+1}\}$ in the path, the corresponding nodes: the node corresponding to v_i belongs to D'_{i-1} and the node corresponding to v_{i+1} belongs to D'_i . In this way the separate components are connected into a single component. In the second, completion phase, we perform additional hybridization extension arbitrarily so as to obtain maximal matching. The result is an MHE component C_p .

Now for any natural number k , we can form the alternating cycle p^k obtained by repeating p , k times. Formally, p^1 is just p , and if p^k is the sequence x_1, \dots, x_N , then p^{k+1} is defined as the sequence $x_1, \dots, x_{N-1}, v_1, \dots, v_n$. Now as above we can construct, for any natural number k , the MHE component C_{p^k} . These components grow strictly larger for increasing values of k and are thus nonisomorphic. Hence, hybridization does not terminate. \square

The proof of the if-implication involves a constructive characterization of MHE components in the form of “hybridization templates”, which we present here.

We first need the following auxiliary notion. Let $G = (V, E)$ and $G' = (V', E')$ be two undirected graphs, and let $f : V \rightarrow V'$ be a mapping. Then f is called a *semi-strong homomorphism from G to G'* if, for all $u, v \in V$, we have the following:

- if $\{u, v\} \in E$ then $\{f(u), f(v)\} \in E'$; and
- if $\{f(u), f(v)\} \in E'$ then $\{u, w\} \in E$ for some $w \in V$, or $\{v, w\} \in E$ for some $w \in V$.

The first condition is the standard requirement for homomorphisms; the converse of that condition would state the standard requirement for what is known in universal algebra as a “strong” homomorphism. The second condition, however, states only a weak converse (hence the name “semi-strong”), in the sense that if there is an edge between $f(u)$ and $f(v)$, then either u or v have to be involved in an edge, but not necessarily with each other.

Now let $C = (V, L, \lambda, \mu)$ be a complex with hybridization graph $H = (V, \pi, E)$. A *hybridization template for C* is a pair $T = (t, f)$ where $t = (V^t, \pi^t, E^t)$ is a partitioned graph and f is a semi-strong homomorphism from (V^t, E^t) to (V, E) , such that:

1. t is connected, i.e., there is a path between any two distinct nodes (using the notion of path in partitioned graphs as defined earlier);
2. E^t is a partial matching, i.e., each node of V^t occurs in at most one edge in E^t ; and
3. for each block q of π^t there is a block q' of π such that the restriction $f|_q$ of f to q is a bijection from q to q' , i.e., $f|_q$ is injective and the image of $f|_q$ equals q' .

From a hybridization template $T = (t, f)$ for C , and C itself, we can construct a sticker complex $comp(T) = (V^T, L^T, \lambda^T, \mu^T)$ as follows:

- $V^T = V^t$;
- $L^T = \{(x, y) \mid x \text{ and } y \text{ belong to a common block and } (f(x), f(y)) \in L\}$;
- $\lambda^T(x) = \lambda(f(x))$;
- $\mu^T = E^t \cup \{\{x, y\} \mid x \text{ and } y \text{ belong to a common block and } \{f(x), f(y)\} \in \mu\}$.

Proposition 2 *The MHE components are exactly the complexes of the form $\text{comp}(T)$ with T a hybridization template.*

Proof Let $T = (t, f)$ be a hybridization template. We show that $\text{comp}(T)$ is an MHE component. Each block q of t represents a component D_q of C , as determined by f . In $\text{comp}(T)$, all directed edges from L , all labelings, and all matchings are inherited from D_q . Additional matchings are present in $\text{comp}(T)$ in the form of the set E^t . Since t is connected, $\text{comp}(T)$ consists of a single component.

To show that $\text{comp}(T)$ is an MHE component it remains to show that $\text{comp}(T)$ has maximal matching. Thereto, let x and y be nodes of $\text{comp}(T)$ with complementary labels; we must show that x and y cannot both be free. So, assume x is free; we will show that y is matched in μ^T .

First, note that $f(x)$ is free in C . Indeed, suppose $\{f(x), v\} \in \mu$ for some $v \in V$. Then $f(x)$ and v belong to the same block of π . Let z be the node in the same block as x such that $f(z) = v$. Then $\{x, z\} \in \mu^T$, which is impossible because x is free in $\text{comp}(T)$. Now there are two possibilities:

- $f(y)$ is also free in C . Then $\{f(x), f(y)\} \in E$. Hence, since f is a semi-strong homomorphism from (V^t, E^t) to (V, E) , at least one of x or y must be matched in E^t . This must be y , since x is free in $\text{comp}(T)$. Hence y is matched in $E^t \subseteq \mu^T$ as desired.
- $f(y)$ is matched in μ , so $\{f(y), v\} \in \mu$ for some $v \in V$. Analogously to the reasoning used above for $f(x)$, this implies that y is matched in μ^T as desired.

Conversely, let D be an MHE component. We show that D equals $\text{comp}(T)$ for some hybridization template T . By definition, $D = (V', L', \lambda', \mu'')$ is a hybridization extension with maximal matching of some redundant variation $C' = (V', L', \lambda', \mu')$ of C . So we can form the partitioned graph $t = (V^t, \pi^t, E^t)$ where V^t equals V' ; π^t is formed by the components of C' ; and E^t equals $\mu'' \setminus \mu'$. Since D forms a single component, t is connected. Since each component of C' is isomorphic to some component of C , we can define $f : V' \rightarrow V$ such that, for every block q of t , the restriction $f|_q$ is equal to the corresponding isomorphism. Since D has maximal matching, f is a semi-strong homomorphism. Now clearly $\text{comp}((t, f))$ equals D . \square

A hybridization template (t, f) is called *maximal* if there is no other hybridization template (t', f') , other than (t, f) itself, such that $V^t \subseteq V^{t'}$; $\pi^t \subseteq \pi^{t'}$; $E^t \subseteq E^{t'}$; and $f \subseteq f'$. From the previous proposition we obtain:

Corollary 2 *The finished MHE components are exactly the complexes of the form $\text{comp}(T)$ with T a maximal hybridization template.*

Remark 3 One can characterize the maximal hybridization templates as follows. They are exactly the hybridization templates that satisfy the stronger definition obtained by replacing, in the definition of semi-strong homomorphism, the second condition by the following:

- if $\{f(u), v'\} \in E'$ for some $v' \in V'$, then $\{u, w\} \in E$ for some $w \in V$. \square

The proof of Theorem 1 also invokes the following lemma which may be interesting in its own right:

Lemma 2 *Let H be a partitioned graph with c distinct blocks. If H admits no alternating cycle, then the length of any alternating path in H is at most $4c + 2$.*

Proof Let $p = v_1, \dots, v_n$ be an alternating path in $H = (V, \pi, E)$ and let q be a block of π . For even i with $1 \leq i < n$, we say that q occurs in p at i if v_i and v_{i+1} belong to q (block move). Now assume the same block q would occur at three different i , say, $i_1 < i_2 < i_3$. If $v_{i_2+1} = v_{i_1+1}$, then the subpath of p starting at $i_1 + 1$ and ending in $i_2 + 1$ is an alternating cycle, which is impossible. Hence $v_{i_2+1} \neq v_{i_1+1}$. Now either $v_{i_3} \neq v_{i_1+1}$ or $v_{i_3} \neq v_{i_2+1}$. In the first case, $\{v_{i_3}, v_{i_1+1}\}$ is a legal block move and by substituting v_{i_1+1} at position $i_3 + 1$ in p , we obtain an alternating cycle starting at $i_1 + 1$ and ending at $i_3 + 1$. In the second case, we similarly obtain an alternating cycle. We conclude that no block can occur more than twice in p . In other words, the number of block moves in an alternating path is at most $2c$. The number of block moves in an alternating path of length n is $\lfloor (n-1)/2 \rfloor$. Hence, we have $\lfloor (n-1)/2 \rfloor \leq 2c$ which yields $n \leq 4c + 2$. \square

We are finally ready to prove the remaining direction of Theorem 1:

Lemma 3 *If the hybridization graph of C has no alternating cycle, then C is terminating.*

Proof To prove that there are only a finite number of nonisomorphic MHE components, we use Proposition 2 and prove that there are only a finite number of nonisomorphic hybridization templates. Here, we define an isomorphism between two hybridization templates (t, f) and (t', f') as an isomorphism φ from t to t' such that $f'(\varphi(x)) = f(x)$.

Let $H = (V, \pi, E)$ be the hybridization graph of C . For any hybridization template $T = (t, f)$ we can consider the *blocks tree* of t . The nodes of this tree are the blocks of π^t ; the undirected edges are the pairs $\{q, q'\}$ such that $\{v, v'\} \in E^t$ for some $v \in q$ and some $v' \in q'$. Note that it is impossible for some $\{v, v'\}$ to be in E^t with v and v' belonging to the same block q , as this would imply the alternating cycle v, v', v in H . This “blocks tree” is really a tree (undirected graph without cycles); since E^t is a partial matching, a cycle in the blocks tree would imply an alternating cycle in H , which does not exist.

If we know f , then we can reconstruct t from its blocks tree. Also, for a given t , there are only a finite number of possible hybridization templates (t, f) ; the number of possibilities for f is finite since H is finite. Hence, we are done if we can show that there are only finitely many nonisomorphic blocks trees. This is ensured by the following two properties:

1. The diameter of any blocks tree is at most $4c + 2$. Indeed, since E^t is a partial matching, any simple path in the blocks tree implies an alternating path in H , of the same length. Hence, by Lemma 2, the length of any simple path in the blocks tree is at most $4c + 2$.
2. The fan-out of any node in any blocks tree is at most n , where n is the number of nodes of C . Indeed, let q be a block of t . Then q has at most n nodes; by the definition of the edges of the blocks tree, taking into account that E_t is a partial matching, this gives a maximum of n neighbors of q in the blocks tree. \square

6 Complexity issues

Assume hybridization terminates for a given sticker complex C . Then two follow-up questions come up related to the complexity of the result of hybridization. How many finished MHE components can there be? And, how large can a single finished MHE component become?

As we have already seen in Example 5, the *number* of finished MHE components may well grow exponentially in the size of the complex. Also the *size* of MHE components can grow exponentially (details omitted). Unlike Example 5, however, the latter can only happen when the alphabet is allowed to grow with the size of the complex. Usually, however, the alphabet is fixed by the application setting. Indeed we show:

Proposition 3 *Over the class of terminating complexes over any fixed alphabet, the size of the largest MHE component for a complex C grows only polynomially in the size of C .*

Proof We reason as in the proof of Lemma 3. A rooted tree with fan-out n and depth d has at most $\sum_{i=0}^d n^i = (n^{d+1} - 1)/(n - 1)$ nodes. The blocks tree of a hybridization template (where an arbitrary block is chosen as root) has fan-out at most n , and has depth at most $d = 8s + 2$, by Lemma 4. Since s is fixed, we obtain a number of blocks that is polynomial in n . Since each block itself has size at most n , the result follows. \square

Interestingly, the proof of this proposition relies on the following counterpart to Lemma 2. The two lemmas are complementary as Lemma 2 does not assume anything about the alphabet, whereas Lemma 4 does not assume anything about the complex.

Lemma 4 *Let H be the hybridization graph of a complex over positive alphabet Σ . Let s be the number of symbols in Σ . If H admits no alternating cycle, then the length of any alternating path in H is at most $8s + 2$.*

Proof Let $p = v_1 \dots v_m$ be an alternating path in H and let $a \in \Sigma \cup \bar{\Sigma}$. For even i with $1 \leq i < m$ (block move), we say that a occurs in p at i if $\lambda(v_i) = a$ or $\lambda(v_{i+1}) = a$; in the first case we say that a occurs in first place, in the second case we say that a occurs in second place. It is well possible that a occurs at some i both in first and second place. Now assume a would occur at three different i (always even). Then it must either occur at least twice in first place, or twice in second place:

- a occurs in first place at some i and at some $j > i$. Note that $\lambda(v_{j-1}) = \bar{a}$. Then $v_{j-1}, v_i, \dots, v_{j-1}$ is an alternating cycle; a contradiction.
- a occurs in second place at some i and some $j > i$. Note that $\lambda(v_{i+2}) = \bar{a}$. Then $v_{j+1}, v_{i+2}, \dots, v_{j+1}$ is an alternating cycle; a contradiction.

We conclude that no symbol from $\Sigma \cup \bar{\Sigma}$ can occur in more than two block moves of p . Hence, the number of block moves in an alternating path cannot be greater than $4s$. The number of block moves in an alternating path of length m equals $\lfloor (m-1)/2 \rfloor$, which yields $m \leq 8s + 2$. \square

Remark 4 Since the number of possible graphs on a polynomial number of nodes is singly-exponential, as a corollary to Proposition 3, we obtain that over the class of terminating complexes over a fixed alphabet, the number of MHE components for a complex C is bounded from above by $2^{n^{O(1)}}$, where n is the size of C . Hence, Example 5 essentially illustrates the worst that can happen, i.e., double-exponential or worse is impossible. \square

Our final result presents a restriction on classes of complexes, which we call “ c -bounded choice” (for a natural number c), so that hybridization is polynomial on the class of c -bounded complexes. It remains to be investigated further how practicable this restriction is, i.e., how many applications can be modeled using sticker complexes that are c -bounded for some c . A positive indication is that only 4-bounded complexes are needed to simulate the relational algebra; to verify this we have inspected the procedures given in an earlier paper [18].

To define the notion of c -boundedness, we first need the notion of a “choice node” of a complex. This is a free node having at least two neighbors in the hybridization graph. Since the edges of the hybridization graph are solely defined in terms of free nodes and their labels being complementary, we see the following, for any label $a \in \Sigma \cup \bar{\Sigma}$: a node v labeled a is a choice node if and only if it is free and there exist at least two free nodes labeled \bar{a} . Consequently, if there are at least two free nodes labeled \bar{a} , then *all* free nodes labeled a are choice nodes; in the other case, *no* node labeled a is a choice node.

Now for any natural number c , we say that a complex C has *c -bounded choice*, or shorter, *is c -bounded*, if for each component D of C , the number of nodes in D that can reach a choice node by an odd alternating path is at most c . Here, naturally, we say that a node w is reachable by an odd alternating path from a node v , if there is an alternating path v_1, \dots, v_n , with n odd, $v_1 = v$ and $v_n = w$. In particular, taking $n = 1$, any node is reachable from itself by an odd alternating path. As a consequence, in a c -bounded complex, every component has at most c choice nodes.

Example 11 Recall the complexes C_n discussed in Example 5. Recall that the number of finished MHE components for C_n is 2^n . Since there are two free \bar{a} -nodes, the n nodes labeled a are all choice nodes. As these n nodes all belong to a common component, the smallest c such that C_n is c -bounded is n . Hence, there is no fixed c such that all C_n , for all n , are c -bounded.

Suppose now, we modify C_n to C'_n by removing the sticker $\bar{a}\bar{c}$. Then the a -nodes are no longer choice nodes. The only remaining choice node C'_n is the \bar{a} -labeled node. Hence, each C'_n is 1-bounded. Now note that each C'_n has only one finished component, obtained by annealing each a -node to the \bar{a} -node of a fresh copy of the sticker $\bar{a}\bar{b}$. In particular, hybridization is not exponential on the class of C'_n complexes for all n . \square

The above example illustrates our result:

Theorem 2 *Let c be a natural number. Over the class of terminating, c -bounded complexes over a fixed alphabet, the hybridization of any complex C has size polynomial in the size of C .*

Proof Since the size of each MHE component is polynomial by Proposition 3, we must only show that the number of nonisomorphic finished MHE components

is polynomial. Using Corollary 2, we can focus on the number of nonisomorphic maximal hybridization templates.

We use blocks trees as introduced in the proof of Lemma 3. Let C be a c -bounded, terminating complex with n nodes, and let $H = (V, \pi, E)$ be its hybridization graph. Up to isomorphism, a hybridization template (t, f) of C can be represented by the blocks tree of t , viewed as an abstract tree, augmented with a labeling (i) of each tree node (block q of π^t) with the component of C (block q' of π to which f maps q) it represents; and (ii) of each tree edge $\{q_1, q_2\}$ with $\{(q_1, f(v_1)), (q_2, f(v_2))\}$ where $v_1 \in q_1$ and $v_2 \in q_2$ such that $\{v_1, v_2\} \in E^t$ (this pair $\{v_1, v_2\}$ is unique, since a second such pair would imply an alternating cycle in the hybridization graph). If the hybridization template is maximal, each tree node labeled with a component D has an edge for each node of D that has an edge in the hybridization graph.

We must show that, over c -bounded complexes, there are only polynomially many such maximal augmented blocks trees. We can construct all possible augmented blocks trees using a recursive non-deterministic procedure which we describe next. The recursive step of the procedure takes as parameter a tree node q labeled by some component D . Initially, it is called on a newly created root node, labeled with a nondeterministically chosen D . There are at most n choices for D , where n is the number of nodes of C .

To describe the recursive step, we need the notion of “port”. A “port” is a pair (q, u) where q is a tree node and u is a node in the component D that labels q , such that u occurs in E , i.e., has an edge in the hybridization graph. When q has an edge for u (formally, q has an edge such that the label contains (q, u)) we say that the port is “closed”. Finally, note that if u is a choice node in D , then (q, u) is a port. If (q, u) is a port but u is not a choice node, then the port is called “one-way”.

The recursive step is divided in two phases: the deterministic phase, followed by the choice phase. In the deterministic phase, we close all open one-way ports for q . For each such port (q, u) , we take the unique node w in C such that $\{u, w\} \in E$, and let D_u be the component of C that contains this w . We create a child node r of q , label it with D_u , and label the child edge with $\{(q, u), (r, w)\}$. We say we have “closed” the open port. Note that r may have additional one-way open ports. We close those as well, and we iteratively close all open one-way ports in newly created nodes until there are no longer any open one-way ports. (This iteration must terminate since C is terminating.)

We now have a subtree rooted at q , in which there are no open one-way ports, but in which there can still be open choice ports. Since C is terminating, by Lemma 4, the subtree has depth at most $d = 8s + 2$. By the c -bounded restriction, the subtree has at most $\sum_{i=0}^d c^i$ nodes of the block tree that contain choice nodes. Hence, in total the number of open ports is at most $r = c \cdot \sum_{i=0}^d c^i$. Note that $r = c \cdot (c^{d+1} - 1)/(d - 1) = O(1)$. Each choice port is of the form (q', u) , with q' equal to q or to a descendant of q in the tree, created during the deterministic phase. To close the choice port, there may be many possibilities. Each possibility consists of a node w in C such that $\{u, w\} \in E$; we call w a “candidate” for u . There are at most n possible candidates. The procedure chooses a candidate w for each open choice port (q', u) and closes the port as described above for one-way ports. Then the procedure recurses on every newly created node.

Let us examine the recursion tree of this recursive procedure. Since C is terminating, by Lemma 4, the recursion is at most a constant $d = 8s + 2$ deep. The fan-out of the recursion tree is bounded by the constant r . Hence, each possible recursion tree arising from a non-deterministic execution of the algorithm embeds in the full tree of depth d and fan-out r , which has $\sum_{i=0}^d r^i = (r^{d+1} - 1)/(r - 1) = O(1)$ nodes. For each node of the recursion tree, there are at most n choices for the non-deterministic algorithm. Hence, there are $n^{O(1)}$ possible outcomes of the algorithm, which is polynomial as desired. \square

Remark 5 Theorem 2 states that for c -bounded terminating complexes over a fixed alphabet, the result of hybridization has polynomial size. By Definition 1 and Proposition 3, this is the same as saying that the number of finished MHE components is polynomial. Note that it is *not* true that the number of *unfinished* MHE components is polynomial. For example, for each number n , consider a complex U_n with two components: one is the strand $a \dots a$ (n times), and the other is the sticker \bar{a} . There are $2^n - 1$ unfinished MHE components, by choosing a strict subset of the n positive nodes, and annealing to each of them a copy of the sticker. There is, however, a unique finished MHE component, obtaining by annealing a copy of the sticker to *all* positive nodes. \square

Remark 6 There is no converse to Theorem 2 in the sense that, if the result of hybridization has polynomial size over some class K of complexes over some fixed alphabet, then the complexes in K must be c -bounded for some fixed c . Take, for example, the class K consisting of all complexes L_n , for every number n , where L_n consists of four components: a strand $d \dots d$ of length 2^n ; a strand $a \dots a$ of length n ; and two stickers $\bar{a}\bar{b}$ and $\bar{a}\bar{c}$. The size of L_n is $2^n + n + 4$, and there are 2^n finished MHE components for L_n , which is a number polynomial in the size of L_n . Yet, the class K is not c -bounded for any fixed c , since L_n contains a strand with n choice nodes. \square

7 Conclusion

A natural extension of our approach would be to account for probabilities or error rates on the results produced (finished or unfinished) during hybridization. Of course, error modeling in DNA computation, and secondary structure prediction, are well-known research problems, e.g., [15, 11].

In previous work [18] two of us have defined a database-oriented DNA programming language, called DNAQL, with the goal of understanding the database side of DNA computing. Various open problems remain in connection with this language, including guaranteeing well-definedness through a type system, and understanding the expressive power.

Obviously, we would also like to see the sticker complex data model justified physically (or understand what are the unrealistic aspects), either experimentally or by simulation.

Acknowledgment We thank the program committee for referring us to the work of Jonoska et al. [21].

References

1. Abiteboul, S., Hull, R., Vianu, V.: *Foundations of Databases*. Addison-Wesley (1995)
2. Adleman, L.: Molecular computation of solutions to combinatorial problems. *Science* 226, 1021–1024 (Nov 1994)
3. Amos, M.: *Theoretical and Experimental DNA Computation*. Springer (2005)
4. Arita, M., Hagiya, M., Suyama, A.: Joining and rotating data with molecules. In: *Proceedings of 1997 IEEE International Conference on Evolutionary Computation*. pp. 243–248
5. Benenson, Y., Gil, B., Ben-Dor, U., Adar, R., Shapiro, E.: An autonomous molecular computer for logical control of gene expression. *Nature* 429, 423–429 (2004)
6. Boneh, D., Dunworth, C., Lipton, R., Sgall, J.: On the computational power of DNA. *Discrete Applied Mathematics* 71, 79–94 (1996)
7. Brijder, R., Gillis, J.J.M., Van den Bussche, J.: A Comparison of Graph-Theoretic DNA Hybridization models. *Theoretical Computer Science* (In Print). <http://dx.doi.org/10.1016/j.tcs.2011.12.023>.
8. Brijder, R., Gillis, J.J.M., Van den Bussche, J.: Graph-theoretic formalization of hybridization in DNA sticker complexes. *17th International Conference on DNA Computing and Molecular Programming. Lecture Notes in Computer Science*, vol. 6937, pp. 49–63. Springer (2011).
9. Cardelli, L.: Abstract machines in systems biology. In: *Transactions on Computational Systems Biology III, Lecture Notes in Computer Science*, vol. 3737, pp. 145–178. Springer (2005)
10. Cardelli, L.: Strand algebras for DNA computing. In: Deaton and Suyama [14], pp. 12–24
11. Chen, H.L., Kao, M.Y.: Optimizing tile concentrations to minimize errors and time for DNA tile self-assembly systems. In: Sakakibara and Mi [31], pp. 13–24
12. Chen, J., Deaton, R., Wang, Y.Z.: A DNA-based memory with in vitro learning and associative recall. *Natural Computing* 4(2), 83–101 (2005)
13. Condon, A., Corn, R., Marathe, A.: On combinatorial DNA word design. *Journal of Computational Biology* 8(3), 201–220 (2001)
14. Deaton, R., Suyama, A. (eds.): *Proceedings 15th International Meeting on DNA Computing and Molecular Programming, Lecture Notes in Computer Science*, vol. 5877. Springer (2009)
15. Dimitrov, R., Zuker, M.: Prediction of hybridization and melting for double-stranded nucleic acids. *Biophysical Journal* 87, 215–226 (2004)
16. Dirks, R., Pierce, N.: Triggered amplification by hybridization chain reaction. *Proceedings of the National Academy of Sciences* 101(43), 15275–15278 (2004)
17. Garcia-Molina, H., Ullman, J., Widom, J.: *Database Systems: The Complete Book*. Prentice Hall (2009)
18. Gillis, J., Van den Bussche, J.: A formal model of databases in DNA. In: Horimoto, K., Nakatsui, M., Popov, N. (eds.) *Algebraic and Numeric Biology 2010. Lecture Notes in Computer Science*, vol. 6479. Springer (2012). For a preprint see <http://alpha.uhasselt.be/~vdbuss/dnaql.pdf>
19. Hartmanis, J.: On the weight of computations. *Bulletin of the EATCS* 55, 136–138 (1995)
20. Hopcroft, J., Ullman, J.: *Introduction to Automata Theory, Languages, and Computation*. Addison-Wesley (1979)
21. Jonoska, N., McColm, G., Staninska, A.: On stoichiometry for the assembly of flexible tile DNA complexes. *Natural Computing* 10(3), 1121–1141 (2011).
22. Jonoska, N., McColm, G.: Complexity classes for self-assembling flexible tiles. *Theoretical Computer Science* 410(4–5), 332–346 (2009).
23. Majumder, U., Reif, J.: Design of a biomolecular device that executes process algebra. In: Deaton and Suyama [14], pp. 97–105
24. Paun, G., Rozenberg, G., Salomaa, A.: *DNA Computing*. Springer (1998)
25. Qian, L., Soloveichik, D., Winfree, E.: Efficient Turing-universal computation with DNA polymers. In: Sakakibara and Mi [31], pp. 123–140
26. Reif, J.: Parallel biomolecular computation: models and simulations. *Algorithmica* 25(2–3), 142–175 (1999)
27. Reif, J., et al.: Experimental construction of very large scale DNA databases with associative search capability. In: Jonoska, N., Seeman, N. (eds.) *Proceedings 7th International Meeting on DNA Computing. Lecture Notes in Computer Science*, vol. 2340, pp. 231–247. Springer (2002)

28. Rothemund, P.: A DNA and restriction enzyme implementation of Turing machines. In: Lipton, R., Baum, E. (eds.) DNA Based Computers: DIMACS Workshop, held April 4, 1995. pp. 75–120. American Mathematical Society (1996)
29. Roweis, S., Winfree, E., Burgoyne, R., Chelyapov, N., Goodman, M., Rothemund, P., Adleman, L.: A sticker-based model for DNA computation. *Journal of Computational Biology* 5(4), 615–629 (1998)
30. Sager, J., Stefanovic, D.: Designing nucleotide sequences for computation: A survey of constraints. In: Carbone, A., Pierce, N. (eds.) Proceedings 11th International Meeting on DNA Computing. *Lecture Notes in Computer Science*, vol. 3892, pp. 275–289. Springer (2006)
31. Sakakibara, Y., Mi, Y. (eds.): Proceedings 16th International Conference on DNA Computing and Molecular Programming, *Lecture Notes in Computer Science*, vol. 6518. Springer (2011)
32. Sakamoto, K., et al.: State transitions by molecules. *Biosystems* 52, 81–91 (1999)
33. Seelig, G., Soloveichik, D., Zhang, D., Winfree, E.: Enzyme-free nucleic acid logic circuits. *Science* 315(5805), 1585–1588 (2006)
34. Shortreed, M., et al.: A thermodynamic approach to designing structure-free combinatorial DNA word sets. *Nucleic Acids Research* 33(15), 4965–4977 (2005)
35. Soloveichik, D., Seelig, G., Winfree, E.: DNA as a universal substrate for chemical kinetics. *PNAS* (2010), published online, 4 March
36. Soloveichik, D., Winfree, E.: The computational power of Benenson automata. *Theor. Comput. Sci.* 244(2–3), 279–297 (2005)
37. Winfree, E., Yang, X., Seeman, N.: Universal computation via self-assembly of DNA: Some theory and experiments. In: Landweber, L., Baum, E. (eds.) DNA Based Computers II: DIMACS Workshop, held June 10–12, 1996. pp. 191–213. American Mathematical Society (1998)
38. Yamamoto, M., et al.: Development of DNA relational databases and data manipulation experiments. In: Mao, C., Yokomori, T. (eds.) Proceedings 12th International Meeting on DNA Computing. *Lecture Notes in Computer Science*, vol. 4287, pp. 418–427. Springer (2006)